

MATH = FUN!



Stuart J. Murphy


MathStart®

www.stuartjmurphy.com

HELP YOUR  
KIDS BE BETTER  
AT MATH




**MATH = (SUMMER) FUN! / LEVEL 2, AGES 6 + / from OUR FREE E-NEWSLETTER**



**Tally O'Malley** (Tallying): *The O'Malley clan is driving to the beach for vacation. Mom suggests a tallying game to pass the time. First, they tally different colored cars. Waiting in line for ice cream at a rest stop, they tally t-shirt colors. Who will win the Shamrock medal for the highest tallies? Tally marks help children keep track as they count, and are a useful tool for data collection. Grouping reinforces counting by fives. Illustrated by Cynthia Jabar.*

\* Reread the story and ask your child to keep track of the data with his or her own tally marks. Make a chart with each of the characters' names, the colors they choose, and their tallies.


\* Pizza Survey: Have your child ask family, friends, and neighbors one of the most important questions of all: "What kind of pizza do you like best?" Then work together to tally the responses.



**Racing Around** (Perimeter): *Mike loves riding his bicycle and wants to ride in the annual 15-kilometer race around Perimeter Park, just like all the big kids. His practice ride around the athletic field was only 6 km, while the ride around the zoo was 9 km. It's going to be a tough race. Good thing Bingo the dog is there to cheer him on! Perimeter—the distance around a shape—is an important measurement concept for children to understand. Illustrated by Mike Reed.*

\* As you read the story, have your child trace the perimeter of the athletic field, the zoo, and Perimeter Park with a finger. Figure out the perimeter of each location by adding together the lengths of its sides.

\* Using a tape measure, help your child figure out the perimeters of household items: picture frames, tabletops, computer screens. Draw each object, noting the length of its sides on the drawing. Calculate the perimeter.



**Super Sand Castle Saturday** (Measuring): *Juan, Sarah and Laura are building sand castles. Which one's tallest? Juan's is only two shovels high, while Sarah's is three. Laura's moat is one spoon deep, while Juan's is two spoons deep. But their shovels and spoons aren't the same size! The children learn they need to use standard units of measure to make accurate comparisons. Illustrated by Julia Gort.*

\* Ask your child: "Do you think using shovels would be a good way to measure the tower of the castle?" "Are spoons the best way to measure the depth of the moat?" Talk about the importance of using non-standard items of the same length to make comparisons, and of using standard measuring tools (rulers).

\* Have kids take turns lying down on the floor and measuring each other from head to toe first using straws, and then a ruler. Make a chart showing the totals by each unit of measurement.